


I want to share this image filtering application with everyone to highlight what morphology and image subtraction can accomplish.

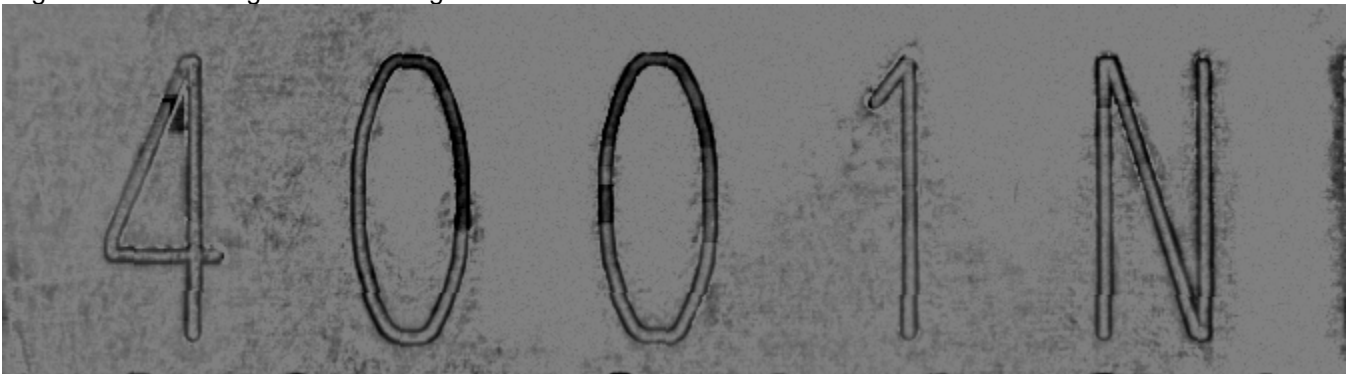
Here is the original image:



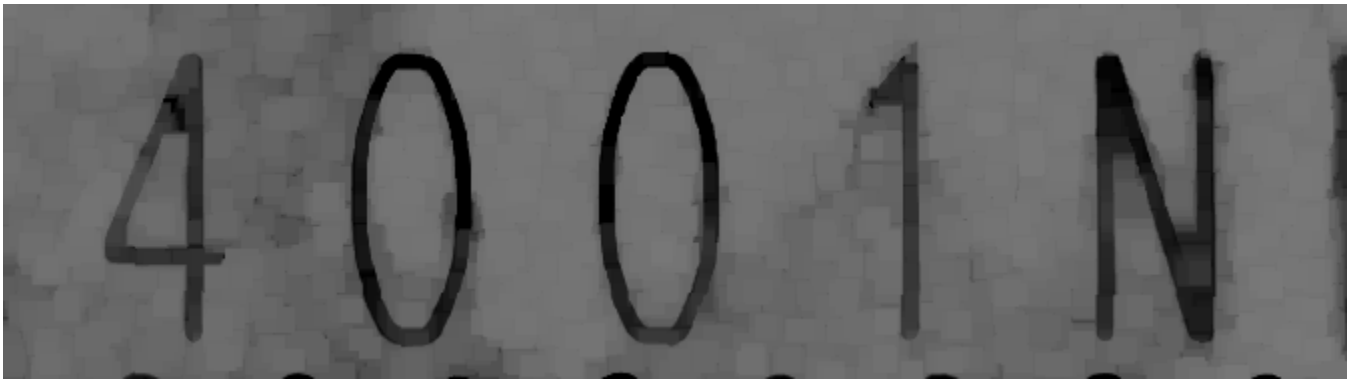
First use Morphology Close to eliminate the dark outlines of the characters:



Now use Image Subtraction to subtract the morphed image from the original, thereby highlighting the character edges and eliminating the dark background areas:



Now use Morphology Open to eliminate the bright interiors of the characters:



This image can be handled by the OCR tool. Note also that background subtraction step has made the character and background intensities very consistent, so that you can use a fixed threshold of 30 to 40.